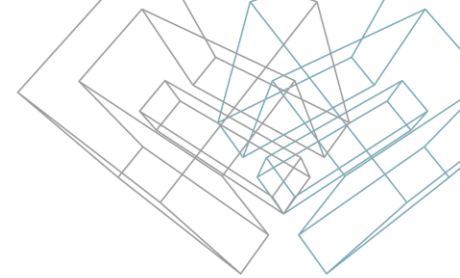




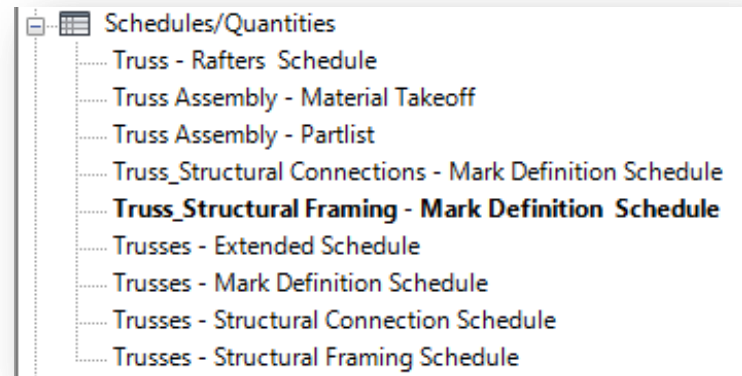
METAL FRAMING TRUSS+

Scheduling and Sorting

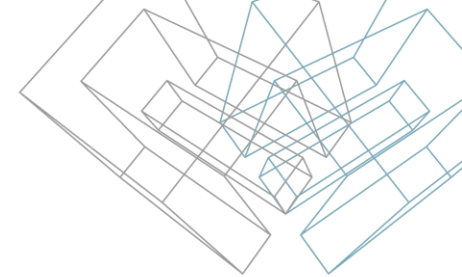
Load Families – Schedules



- The command *Load Truss Types* loads schedules to the project. Mark Definition Schedules allow to predefine or edit Marking of elements at any time.
- Other schedules can be used for scheduling Trusses and Structural Framing elements in standard view and assembly views.
- Truss Assembly Schedules can be used as schedules for Truss Assemblies.



Trusses – Mark Definition Schedule



- Schedule helps to define marking symbols for Sort and Mark procedures of Structural Trusses.
- The same type truss can play a different role in roof frame. User has an option to define the same or different mark symbol ('Framing Member Mark') for Framing Members. For example, the user can use the same or different marking for side and end jack trusses.
- User can edit default values of shared parameter – 'Framing Member Description' and use this parameter later for sorting and describing framing members in other schedules and tagging.

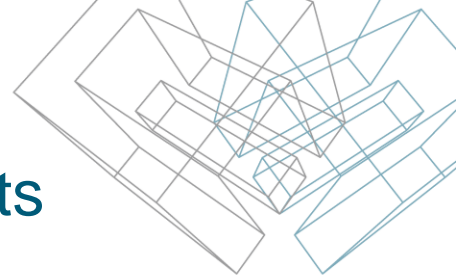
<Structural Framing - Mark Definition Schedule>

A	B	C	D
Framing Member	Framing Member Description	Framing Member Type	Framing Member Mark
Bottom Chord	Truss Bottom Chord	Chord	CH
Hip Rafter	Hip Rafter	Rafter	HR
Rafter	End Rafter	Rafter	R
Rafter	Side Rafter	Rafter	R
Top Chord	Truss Top Chord	Chord	CH
Web	Truss Web	Web	W

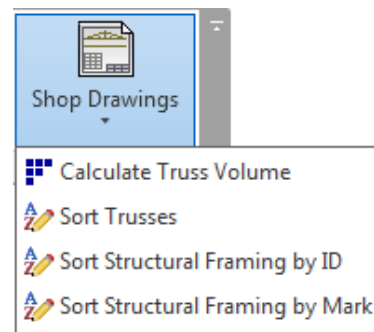
<Trusses - Mark Definition Schedule>

A	B	C
Framing Member	Framing Member Description	Framing Member Mark
Common Truss	Attic Common Truss	C
Common Truss	Common Truss	C
Common Truss	Double Fan Common Truss	C
Common Truss	Double Fink Common Truss	C
Common Truss	Double Howe Common Truss	C
Common Truss	Fink Common Truss	C
Common Truss	Howe Common Truss	C
Common Truss	Modified Queen Common Truss	C
Common Truss	Tray Ceiling Common Truss	C
Common Truss	Triple Fan Common Truss	C
Common Truss	Triple Fink Common Truss	C
Common Truss	Triple Howe-Raised Vault Common Truss	C
Gable Truss	Drop Top Gable Truss	G
Hip Girder Truss	California Hip Girder Truss	H
Hip Girder Truss	Step Down Hip Girder Truss	H
Hip Girder Truss	Truncated Hip Girder Truss	H
Hip Jack Truss	Hip Jack Truss	HJ
Hip Truss	California Hip Truss	H
Hip Truss	Steep Down Hip Truss	H
Hip Truss	Step Down Hip Truss	H
Hip Truss	Truncated Hip Truss	H
Jack Truss	End Corner Jack Truss	J
Jack Truss	End Jack Truss	J
Jack Truss	Side Corner Jack Truss	J
Jack Truss	Side Jack Truss	J
Mono pitch Truss	Double Howe Mono pitch Truss	M
Mono pitch Truss	Howe Mono pitch Truss	M
Mono pitch Truss	Modified Queen Mono pitch Truss	M
Mono pitch Truss	Mono pitch Truss	M
Mono pitch Truss	Triple Fan Mono pitch Truss	M
Mono pitch Truss	Triple Howe Mono pitch Truss	M
Scissors Truss	Double Howe Scissors Truss	S
Scissors Truss	Modified Queen Scissors Truss	S
Special Multitype Truss	Bottom Chord Example Special Multitype	SM
Special Multitype Truss	Multi Pitch Example Special Multitype Tru	SM
Special Multitype Truss	Piggy Back Example Special Multitype Tru	SM
Valley Truss	Valley Valley Truss	V

Sorting and Numbering structural trusses and structural framing elements

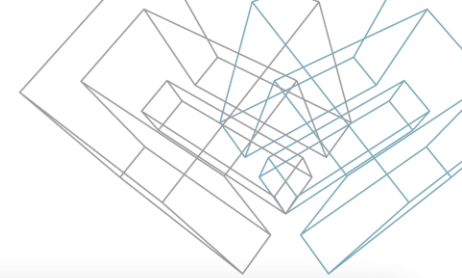


- User can run the function *Calculate Truss Volume*, this function calculates truss volume and writes value to shared parameter “FM Framing Member Volume”.
- After editing Description and Mark fields, the user can run the function *Sort Trusses*. It writes results to shared parameter “FM SortMark” and “FM HostMemberSortMark”.
- There are two functions for sorting and numbering Structural Framing elements: *by ID* and *by Mark*. These functions calculate and write results to different shared parameters.
- The “FM HostMemberSortMark” parameter can be used for scheduling Structural Framing elements like truss chords and webs. The “FM HostMemberSortMark” parameter shows “FM SortMark” of truss.



Other Schedules

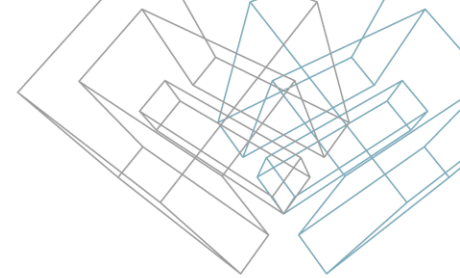
- Software installation includes other examples of schedules views. User can edit properties of schedules if required and use them in the project.



<Trusses - Extended Schedule>				
A	B	C	D	E
Framing Member	Framing Member Description	FM SortMark	Count	Framing Member Volume
Common Truss				
Common Truss	Attic Common Truss	C1	1	0.11 m³
Common Truss	Double Fan Common Truss	C2	1	0.12 m³
Common Truss	Double Fink Common Truss	C3	1	0.13 m³
Common Truss	Double Howe Common Truss	C4	1	0.11 m³
Common Truss	Double Howe Common Truss	C5	1	0.13 m³
Common Truss	Double Howe Common Truss	C6	1	0.16 m³
Common Truss	Double Howe Common Truss	C7	1	0.17 m³
Common Truss	Double Howe Common Truss	C8-1	1	0.11 m³
Common Truss	Double Howe Common Truss	C8-2	1	0.11 m³
Common Truss	Double Howe Common Truss	C9-1	1	0.13 m³
Common Truss	Double Howe Common Truss	C9-2	1	0.13 m³
Common Truss	Double Howe Common Truss	C9-3	1	0.13 m³
Common Truss	Common Truss	C9-4	1	0.13 m³
Common Truss	Common Truss	C10-1	1	0.13 m³
Common Truss	Common Truss	C10-2	1	0.13 m³
Common Truss	Double Howe Common Truss	C11	1	0.13 m³
Common Truss	Double Howe Common Truss	C12	1	0.17 m³
Common Truss	Double Howe Common Truss	C13	1	0.17 m³
Common Truss	Double Howe Common Truss	C14-1	1	0.18 m³
Common Truss	Double Howe Common Truss	C14-2	1	0.18 m³
Common Truss	Attic Common Truss	C15	1	0.13 m³
Common Truss	Attic Common Truss	C16	1	0.17 m³
Common Truss	Common Truss	C17	1	0.04 m³
Common Truss	Fink Common Truss	C18	1	0.11 m³
Common Truss	Howe Common Truss	C19	1	0.05 m³
Common Truss	Howe Common Truss	C20	1	0.11 m³

<Structural Framing - Extended Schedule>					
A	B	C	D	E	F
Framing Member	Framing Member Description	FM SortMark	Cut Length	Count	Volume
C1					
Bottom Chord	Truss Bottom Chord	CH-1	2747.53	1	0.01 m³
Bottom Chord	Truss Bottom Chord	CH-4	11202.50	1	0.04 m³
Top Chord	Truss Top Chord	CH-2	6863.45	1	0.02 m³
Top Chord	Truss Top Chord	CH-3	6863.45	1	0.02 m³
					0.09 m³
C2					
Bottom Chord	Truss Bottom Chord	CH-1	5601.25	1	0.02 m³
Bottom Chord	Truss Bottom Chord	CH-2	5601.25	1	0.02 m³
Top Chord	Truss Top Chord	CH-3	6863.45	1	0.02 m³
Top Chord	Truss Top Chord	CH-4	6863.45	1	0.02 m³
Web	Truss Web	W-3	1829.94	1	0.01 m³
Web	Truss Web	W-4	1829.94	1	0.01 m³
Web	Truss Web	W-5	2039.73	1	0.01 m³
Web	Truss Web	W-6	2039.73	1	0.01 m³
Web	Truss Web	W-7	3211.11	1	0.01 m³
Web	Truss Web	W-8	3228.85	1	0.01 m³
					0.12 m³
C3					
Bottom Chord	Truss Bottom Chord	CH-1	2222.50	1	0.01 m³
Bottom Chord	Truss Bottom Chord	CH-6	4490.00	1	0.01 m³
Bottom Chord	Truss Bottom Chord	CH-7	4490.00	1	0.01 m³
Top Chord	Truss Top Chord	CH-2	2755.37	1	0.01 m³
Top Chord	Truss Top Chord	CH-3	2755.37	1	0.01 m³
Top Chord	Truss Top Chord	CH-4	4108.08	1	0.01 m³
Top Chord	Truss Top Chord	CH-5	4108.08	1	0.01 m³
Web	Truss Web	W-5	1969.75	1	0.01 m³
Web	Truss Web	W-6	1969.75	1	0.01 m³
Web	Truss Web	W-7	2294.01	1	0.01 m³
Web	Truss Web	W-8	2294.01	1	0.01 m³
Web	Truss Web	W-9	2863.37	1	0.01 m³
Web	Truss Web	W-10	2882.73	1	0.01 m³
					0.12 m³
C3: 13					

Other Schedules

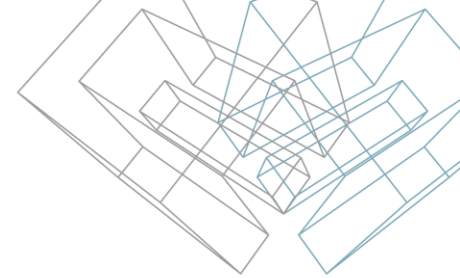


- Software installation includes other examples of schedules views. User can edit properties of schedules if required and use them in the project.

User can use “*Truss Assembly – Part list*” schedule as template schedule for Truss Assemblies.

<Truss Assembly - Partlist>					
A	B	C	D	E	F
Framing Member	Framing Member Description	FM SortMark	Framing Member Cut Length	Framing Member Volume	Framing Member Mass
Bottom Chord	Truss Bottom Chord	CH-1	3704.17	0.01 m³	3.86 kg
Bottom Chord	Truss Bottom Chord	CH-2	3749.17	0.01 m³	3.90 kg
Bottom Chord	Truss Bottom Chord	CH-3	3749.17	0.01 m³	3.90 kg
Top Chord	Truss Top Chord	CH-4	6863.45	0.02 m³	7.09 kg
Top Chord	Truss Top Chord	CH-5	6863.45	0.02 m³	7.09 kg
Web	Truss Web	W-1	102.66	0.00 m³	0.09 kg
Web	Truss Web	W-2	102.66	0.00 m³	0.09 kg
Web	Truss Web	W-3	966.30	0.00 m³	0.98 kg
Web	Truss Web	W-4	966.30	0.00 m³	0.98 kg
Web	Truss Web	W-5	1829.94	0.01 m³	1.88 kg
Web	Truss Web	W-6	1829.94	0.01 m³	1.88 kg
Web	Truss Web	W-7	2009.54	0.01 m³	2.03 kg
Web	Truss Web	W-8	2009.54	0.01 m³	2.03 kg
Web	Truss Web	W-9	2540.36	0.01 m³	2.60 kg
Web	Truss Web	W-10	2540.36	0.01 m³	2.60 kg
Web	Truss Web	W-11	2672.60	0.01 m³	2.77 kg
Grand total: 16				0.13 m³	43.78 kg

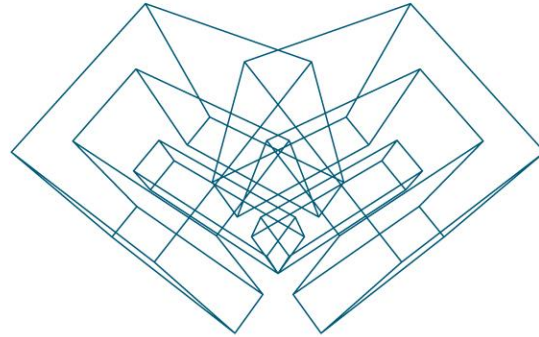
Other Schedules



- Software installation includes other examples of schedules views. User can edit properties of schedules if needed and use them in the project.

User can use “*Truss Assembly – Material Takeoff*” schedule as template schedule for Truss Assemblies.

<Truss Assembly - Material Takeoff>					
A	B	C	D	E	F
FM SortMark	Framing Member	Framing Member Description	Count	Material: Name	Material: Volume
C1-1	Web	Truss Web	6	Aluminum	0.00 m³
CH-1	Bottom Chord	Truss Bottom Chord	1	Aluminum	0.00 m³
CH-2	Top Chord	Truss Top Chord	1	Aluminum	0.00 m³
CH-3	Top Chord	Truss Top Chord	1	Aluminum	0.00 m³
CH-4	Top Chord	Truss Top Chord	1	Aluminum	0.00 m³
CH-5	Top Chord	Truss Top Chord	1	Aluminum	0.00 m³
CH-6	Bottom Chord	Truss Bottom Chord	1	Aluminum	0.00 m³
CH-7	Bottom Chord	Truss Bottom Chord	1	Aluminum	0.00 m³
W-1	Web	Truss Web	1	Aluminum	0.00 m³
W-2	Web	Truss Web	1	Aluminum	0.00 m³
W-3	Web	Truss Web	1	Aluminum	0.00 m³
W-4	Web	Truss Web	1	Aluminum	0.00 m³
W-5	Web	Truss Web	1	Aluminum	0.00 m³
W-6	Web	Truss Web	1	Aluminum	0.00 m³
W-7	Web	Truss Web	1	Aluminum	0.00 m³
W-8	Web	Truss Web	1	Aluminum	0.00 m³
W-9	Web	Truss Web	1	Aluminum	0.00 m³
W-10	Web	Truss Web	1	Aluminum	0.00 m³
C1-1: 23					



AGA CAD Ltd

T: +370 618 55671 | E: support@aga-cad.com | W: www.aga-cad.com